



Today is **Day 324**

WEAR A MASK.

GET TESTED.

SAVE LIVES.

COVID Update

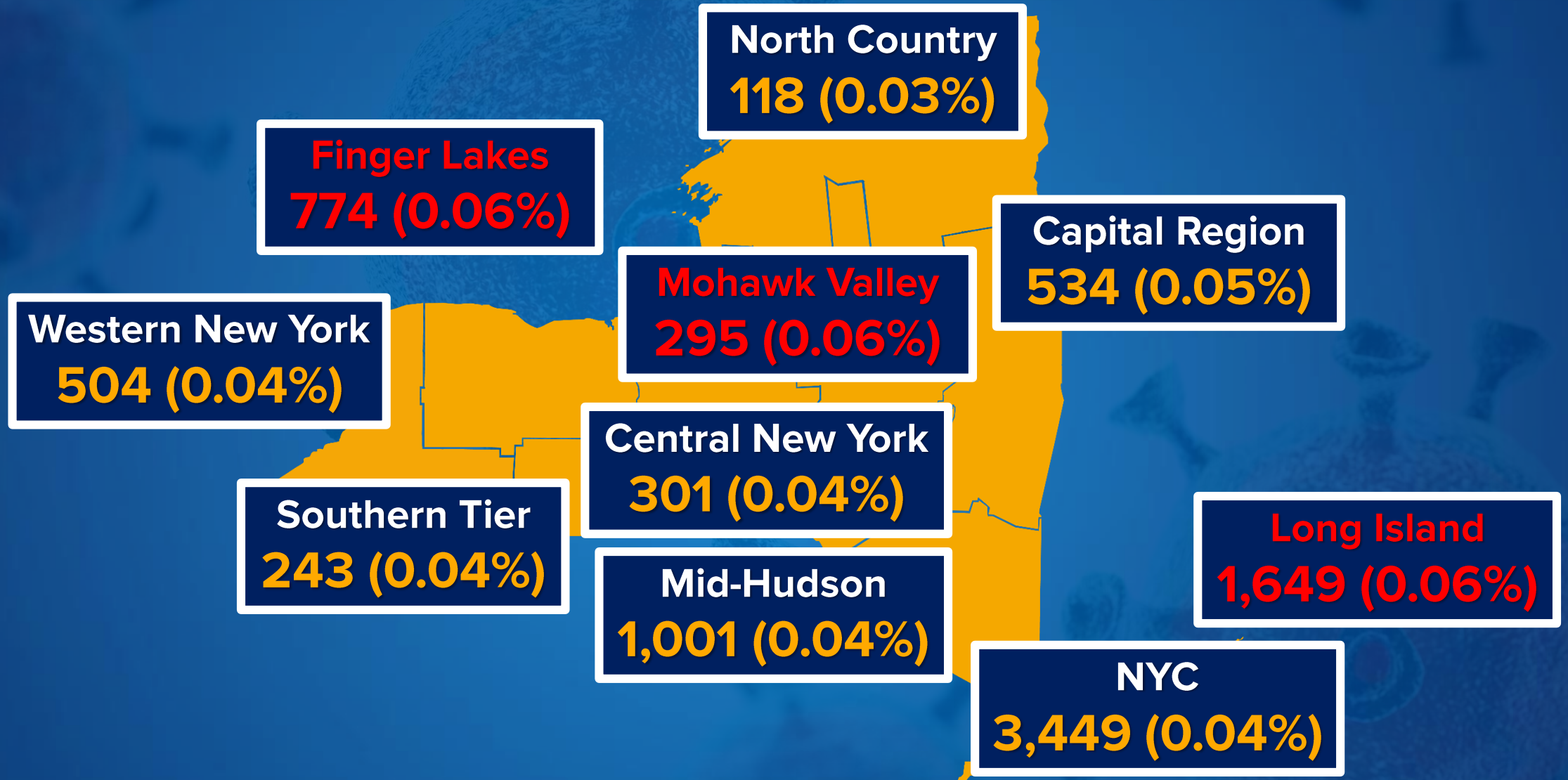
| Data | 1/17 |
|------------------------------|-------------|
| Overall Statewide Positivity | 6.54% |
| Test Results Reported | 186,205 |
| Statewide Deaths | 153 |
| Statewide Hospitalizations | 8,868 (+97) |
| Statewide ICU | 1,523 (-27) |
| Statewide Intubations | 997 (-7) |

WEAR A MASK.

GET TESTED.

SAVE LIVES.

COVID PATIENTS HOSPITALIZED:

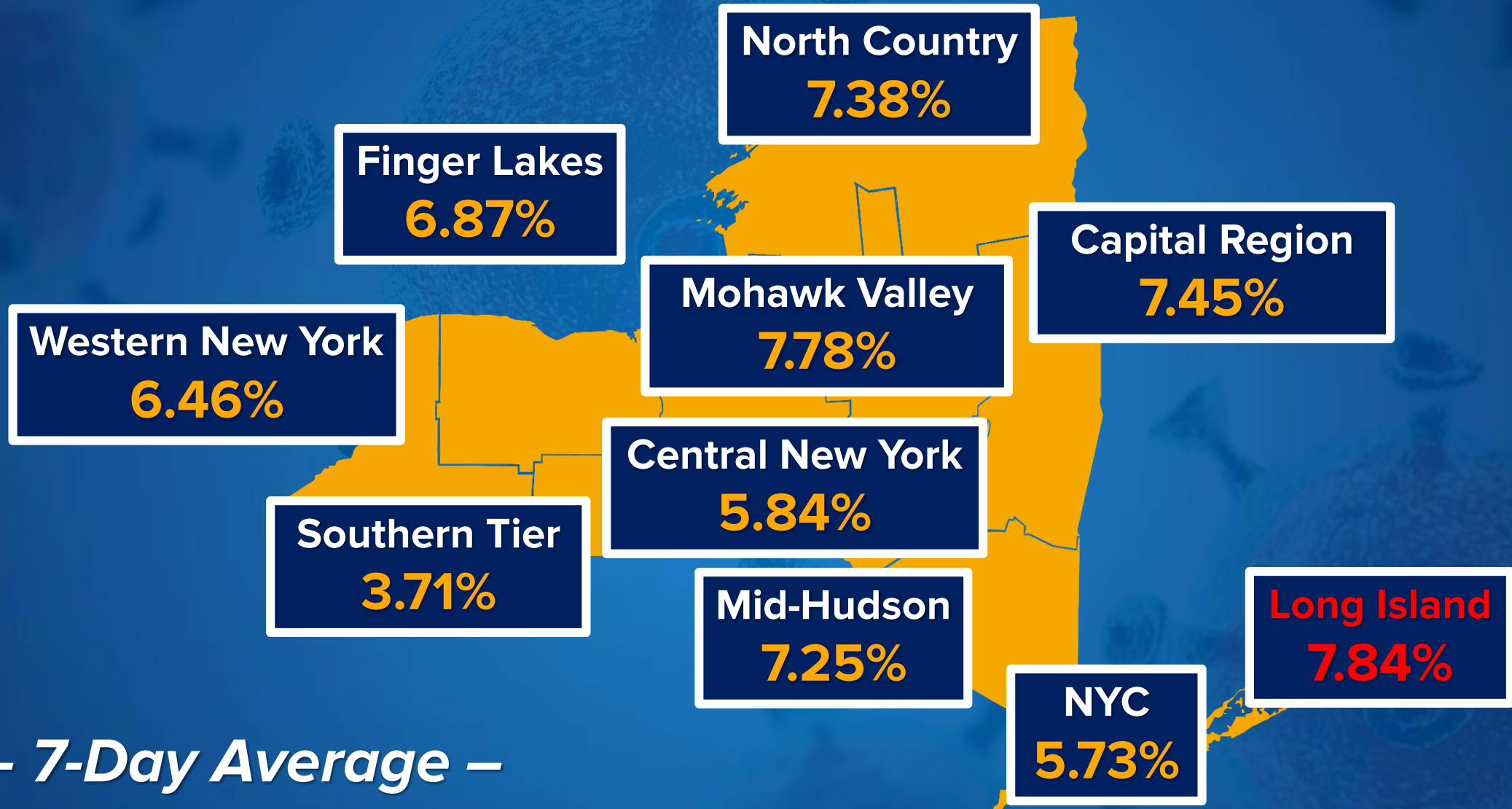


WEAR A MASK.

GET TESTED.

SAVE LIVES.

COVID POSITIVITY:




– 7-Day Average –

WEAR A MASK.

GET TESTED.

SAVE LIVES.

COVID POSITIVITY:



– 7-Day Average –

WEAR A MASK.

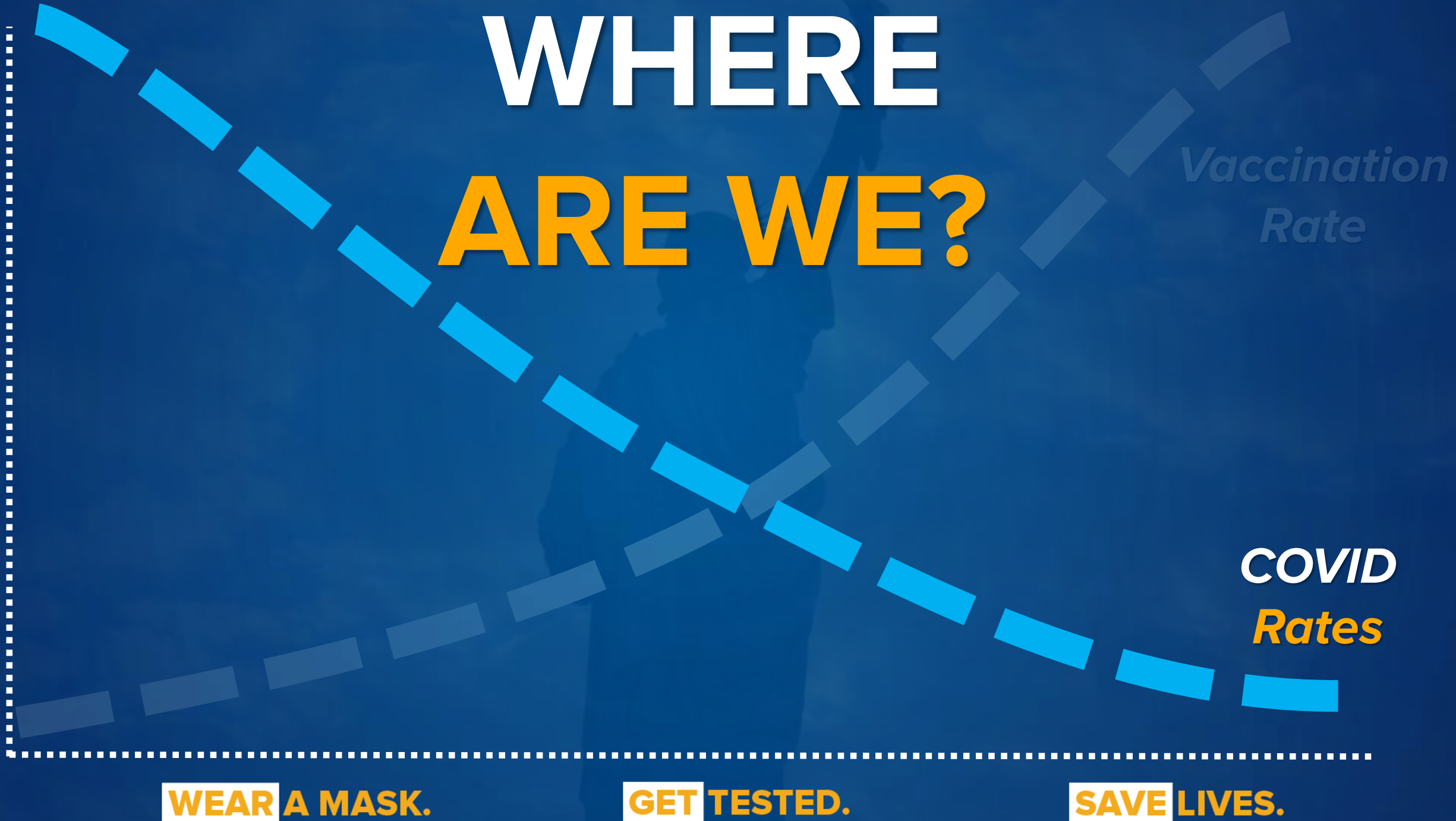
GET TESTED.

SAVE LIVES.

Footrace



WHERE ARE WE?



Good News:

Seeing a decline in COVID rates
after Christmas-New Year's surge.

Positivity down statewide.

Hospitalization rate of increase slowing.

WEAR A MASK.

GET TESTED.

SAVE LIVES.

8.5%

Statewide Positivity

7-Day Average

5.0%

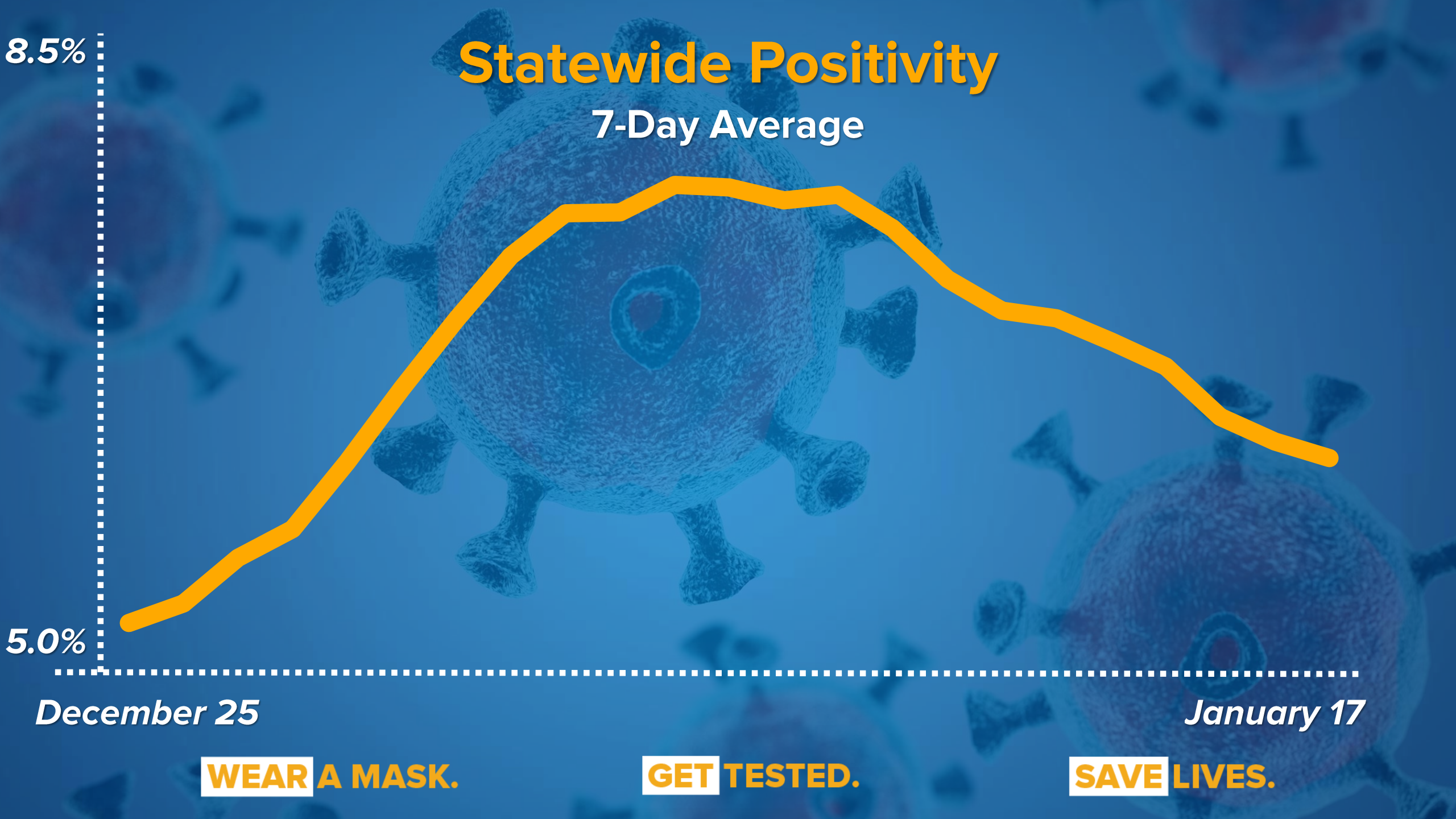
December 25

January 17

WEAR A MASK.

GET TESTED.

SAVE LIVES.



Positivity, 7-Day Avg.



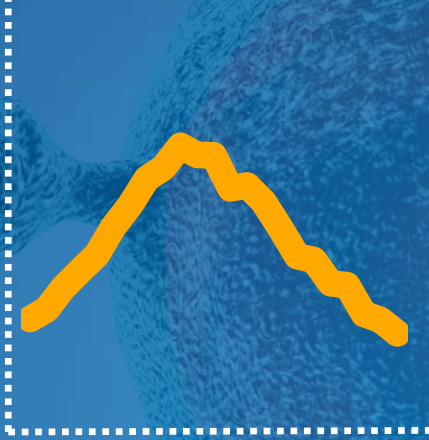
Capital Region

CNY

Finger Lakes

LI

Mid-Hudson



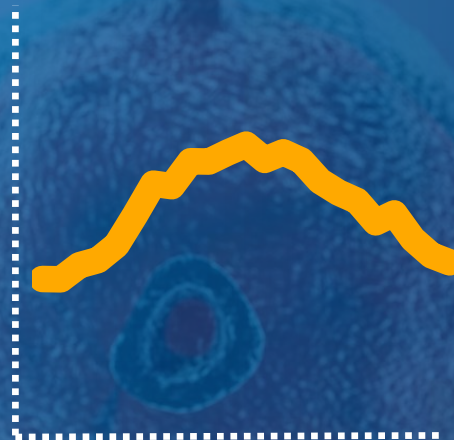



Mohawk Valley

NYC

North Country

ST

WNY



12/25

1/17

WEAR A MASK.

GET TESTED.

SAVE LIVES.

Statewide COVID Hospitalization

Rate of Increase is Slowing – Lowest Since October

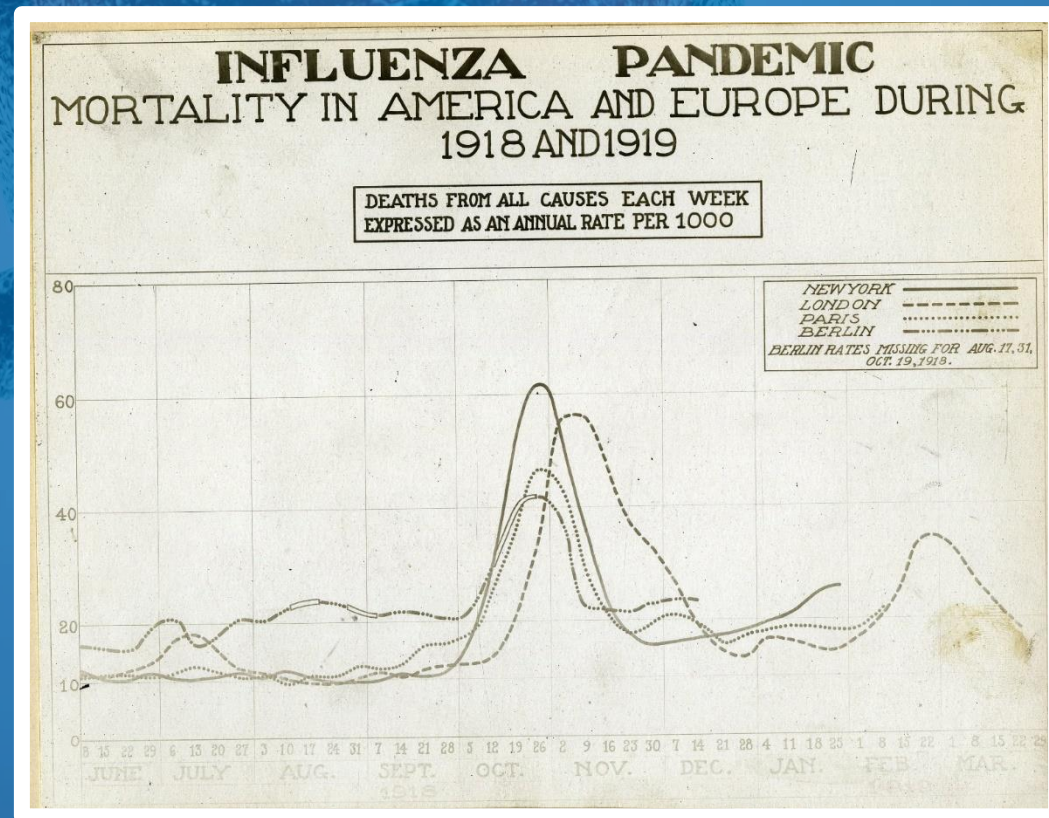
| WEEK | INCREASE IN COVID PATIENTS HOSPITALIZED OVER 7 DAYS | AVERAGE DAILY INCREASE |
|---------------|--|------------------------|
| 1/17 – 1/11 | 223 | +32/day |
| 1/11 – 1/5 | 336 | +48/day |
| 1/4 – 12/29 | 776 | +111/day |
| 12/28 – 12/22 | 1153 | +165/day |
| 12/21 – 12/15 | 679 | +97/day |
| 12/14 – 12/8 | 1147 | +164/day |
| 12/7 – 12/1 | 1061 | +152/day |
| 11/30 – 11/24 | 918 | +131/day |
| 11/23 – 11/17 | 732 | +104/day |
| 11/16 – 11/10 | 576 | +82/day |
| 11/9 – 11/3 | 321 | +46/day |
| 11/2 – 10/27 | 144 | +21/day |

WEAR A MASK.

GET TESTED.

SAVE LIVES.

But now the worry is about “a second wave.”



WEAR A MASK.

GET TESTED.

SAVE LIVES.



New Strain: UK Strain *More contagious*

WEAR A MASK.

GET TESTED.

SAVE LIVES.

New issue:

New South African Strain

TheScientist
EXPLORING LIFE, INSPIRING INNOVATION

South African SARS-CoV-2 Variant Alarms Scientists

Max Kozlov | January 5, 2021

OBSERVER

As New COVID-19 Strain Attacks South Africa, Vaccine Experts Are 'Incredibly Worried'

By Sissi Cao 01/04/2021

WEAR A MASK.

GET TESTED.

SAVE LIVES.

South African Strain??

Brazilian Strain??

Bloomberg

Brazil Scientists See Signs of New Virus Mutations Amid Outbreak

By Marisa Wanzeller, Luana Souza, and Caroline Aragaki
January 15, 2021

NEW YORK POST

Fauci warns of 'more ominous' strains of COVID-19 from Brazil, South Africa

By Jackie Salo

January 17, 2021

WEAR A MASK.

GET TESTED.

SAVE LIVES.



CDC:

Learn the lessons of the spring.

**We must test all
international travelers NOW**

It will be too late by 1/26!

WEAR A MASK.

GET TESTED.

SAVE LIVES.

WHERE ARE WE?

*Vaccination
Rate*

*COVID
Rates*

WEAR A MASK.

GET TESTED.

SAVE LIVES.

A background image showing a person's arm being vaccinated by a healthcare worker wearing gloves. The image is overlaid with a semi-transparent blue filter.

Good News:
More and more New Yorkers
are getting vaccinated.

WEAR A MASK.

GET TESTED.

SAVE LIVES.



Over 1 million
total doses administered.

WEAR A MASK.

GET TESTED.

SAVE LIVES.

Overall statewide:

1,006,878

Total Doses

903,131

First Doses

103,747

Second Doses

WEAR A MASK.

GET TESTED.

SAVE LIVES.

Pace of First-Dose Administration at Healthcare Distribution Sites is accelerating:

| Week 1 | Week 2 | Week 3 | Week 4 | Week 5 |
|--------|--------|---------|---------|---------|
| 34,630 | 54,491 | 120,537 | 235,462 | 329,849 |

***Exclusive of LTCF distribution*

WEAR A MASK.

GET TESTED.

SAVE LIVES.



**But... performance is
uneven by region
and by provider.**

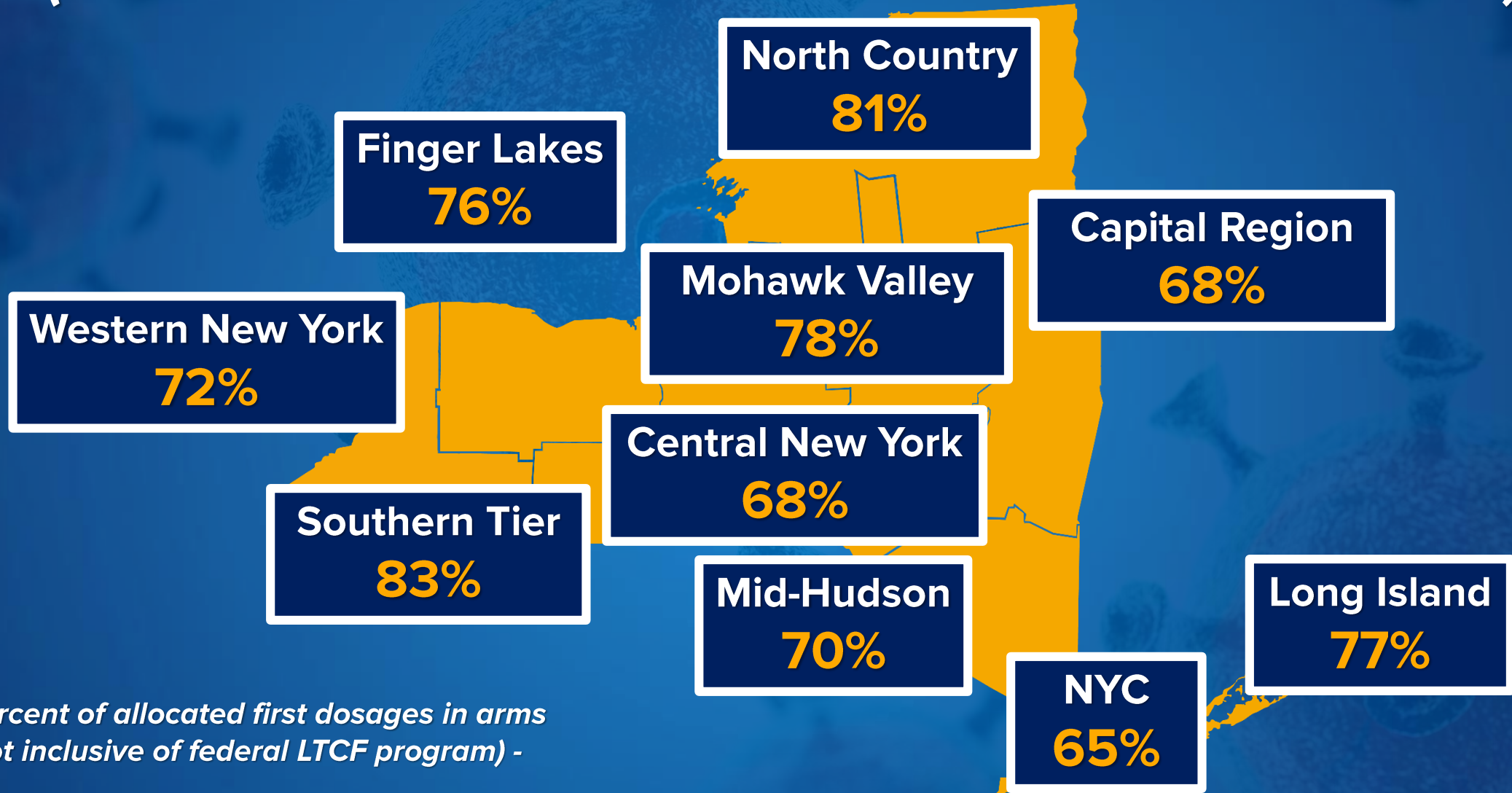
WEAR A MASK.

GET TESTED.

SAVE LIVES.

Vaccination performance is **uneven by region**

(Doses administered to date vs. Week 1-5 allocation)



– Percent of allocated first dosages in arms
(not inclusive of federal LTCF program) -

WEAR A MASK.

GET TESTED.

SAVE LIVES.

— Percent of Allocated First Doses Administered —

Capital Region, Weeks 1-4

BEST PERFORMING

| | |
|---|------|
| Saratoga County Public Health Services | 100% |
| Greene County Public Health Department | 100% |
| Columbia County Dept. of Health | 100% |
| Schenectady County Public Health Services | 100% |
| Glens Falls Hospital | 100% |
| Capital District Psychiatric Center | 100% |
| The Saratoga Hospital | 100% |
| Albany Medical Center Hospital | 100% |
| Columbia Memorial Hospital | 100% |
| St. Peter's Hospital | 100% |
| Moreau Family Health | 99% |

LOWER PERFORMING

| | |
|---|-----|
| Ellis Hospital | 86% |
| Samaritan Hospital - Albany Memorial Campus | 87% |
| West Mountain Health Services | 92% |

WEAR A MASK.

GET TESTED.

SAVE LIVES.

— Percent of Allocated First Doses Administered —

Central New York, Weeks 1-4

| BEST PERFORMING | |
|--|------|
| Onondaga County Health Department | 100% |
| Cayuga County Health Department | 100% |
| Upstate University Hospital | 100% |
| Auburn Community Hospital | 100% |
| Oswego Hospital | 100% |
| Richard H Hutchings Psychiatric Center | 100% |
| Crouse Hospital | 100% |
| Oneida Healthcare | 100% |
| Guthrie Cortland Medical Center | 100% |
| Madison County Health Department | 100% |
| St. Joseph's Hospital Health Center | 100% |
| Oswego County Health Department | 95% |

| LOWER PERFORMING | |
|--------------------|-----|
| ConnexCare Pulaski | 28% |
| ConnexCare Fulton | 34% |

WEAR A MASK.

GET TESTED.

SAVE LIVES.

— Percent of Allocated First Doses Administered —

Finger Lakes, Weeks 1-4

| BEST PERFORMING | |
|--|------|
| HealthDirect Institutional Pharmacy Services, Inc. | 100% |
| Wyoming County Health Department | 100% |
| Seneca County Health Department | 100% |
| Genesee County Health Department | 100% |
| Strong Memorial Hospital | 100% |
| Highland Hospital of Rochester, Inc | 100% |
| Wayne County Public Health | 100% |
| Geneva General Hospital | 98% |
| United Memorial Medical Center | 98% |
| Livingston County Department of Health | 96% |
| The Unity Hospital of Rochester | 95% |
| Rochester General Hospital | 94% |
| Ontario County Public Health | 91% |

| LOWER PERFORMING | |
|--|-----|
| Newark-Wayne Community Hospital | 64% |
| Tri-County Family Medicine | 72% |
| The Frederick Ferris Thompson Hospital | 77% |
| Medina Memorial Hospital | 84% |

WEAR A MASK.

GET TESTED.

SAVE LIVES.

— Percent of Allocated First Doses Administered —

Long Island, Weeks 1-4

| BEST PERFORMING | |
|--|------|
| Nassau County Department of Health | 100% |
| Mather Hospital | 100% |
| Peconic Bay Medical Center | 100% |
| South Shore University Hospital | 100% |
| Plainview Hospital | 100% |
| Stony Brook University Hospital | 100% |
| Glen Cove Hospital | 100% |
| Suffolk County Department of Health Services | 100% |
| Long Island Community Hospital | 100% |
| Huntington Hospital | 100% |
| NYU Winthrop Hospital | 100% |
| St Francis Hospital | 100% |
| Mount Sinai South Nassau | 98% |
| NuHealth | 93% |

| LOWER PERFORMING | |
|--|-----|
| St. Catherine of Siena Medical Center | 51% |
| St Joseph Hospital | 63% |
| St. Charles Hospital | 75% |
| Mercy Medical Center | 75% |
| Charles Evans Center -Bethpage | 86% |
| Good Samaritan Hospital Medical Center | 87% |

WEAR A MASK.

GET TESTED.

SAVE LIVES.

— Percent of Allocated First Doses Administered —

Mid-Hudson, Weeks 1-4

| BEST PERFORMING | |
|---|------|
| Westchester County Department of Health | 100% |
| Ulster County Department of Health | 100% |
| Montefiore Nyack Hospital | 100% |
| Pomona | 100% |
| Northern Westchester Hospital | 100% |
| Vassar Brothers Medical Center | 100% |
| St. Anthony Community Hospital | 100% |
| Garnet Health Medical Center | 100% |
| Northern Dutchess Hospital | 100% |
| HealthAlliance Hospital Broadway Campus | 100% |
| White Plains Hospital | 100% |
| St Lukes Cornwall Hospital | 100% |
| Montefiore Mount Vernon | 100% |
| Putnam County Department of Health | 100% |
| Good Samaritan Hospital | 100% |
| Westchester Medical Center | 100% |
| Putnam Hospital | 100% |
| Burke Rehabilitation Hospital | 100% |
| Orange County Department of Health | 100% |
| NYP-Lawrence Hospital | 100% |
| St. Joseph's Hospital | 100% |
| Phelps Memorial Hospital Association | 94% |
| MidHudson Regional Hospital | 91% |
| Cornerstone Family Healthcare: The Kaplan Family Pavilion | 90% |
| Bon Secours Community Hospital | 89% |

| LOWER PERFORMING | |
|------------------------------------|-----|
| Institute for Family Health | 26% |
| Hyde Park Family Practice | 29% |
| New Paltz Family Health Center | 47% |
| St. Vincent's Hospital Westchester | 67% |
| NewYork-Presbyterian Hudson Valley | 82% |
| Kingston Family Health Center | 84% |

WEAR A MASK.

GET TESTED.

SAVE LIVES.

— Percent of Allocated First Doses Administered —

Mohawk Valley, Weeks 1-4

| BEST PERFORMING | |
|---|------|
| Otsego County Department of Health | 100% |
| Central New York Psychiatric Center | 100% |
| Mary Imogene Bassett Hospital | 100% |
| Faxton-St Luke's Healthcare | 100% |
| St. Mary's Healthcare | 100% |
| Nathan Littauer Hospital Association | 100% |
| A.O. Fox Hospital | 95% |
| Oneida County Diagnostic and Treatment Center | 93% |
| Rome Memorial Hospital | 93% |
| St Elizabeth Medical Center | 88% |

| LOWER PERFORMING | |
|------------------------------|-----|
| Cobleskill Regional Hospital | 41% |
| Upstate Family Health Care | 42% |
| Little Falls Hospital | 73% |

WEAR A MASK.

GET TESTED.

SAVE LIVES.

— Percent of Allocated First Doses Administered —

New York City, Weeks 1-4

| BEST PERFORMING | |
|--|------|
| Montefiore Medical Center | 100% |
| Mount Sinai Hospitals | 100% |
| Montefiore Medical Center Wakefield Campus | 100% |
| NYU Langone Medical Center | 100% |
| Long Island Jewish Forest Hills | 100% |
| Montefiore Westchester Square Campus | 100% |
| Wyckoff Heights Medical Center | 100% |
| Maimonides Medical Center | 100% |
| Mount Sinai Hospital | 100% |
| Memorial Hospital For Cancer And Allied Diseases | 100% |
| University Hospital of Brooklyn | 100% |
| Mount Sinai Morningside | 100% |
| Ezra Medical Center | 100% |
| Jamaica Hospital | 99% |
| Staten Island University Hospital | 94% |
| Richmond University Medical Center | 93% |
| Lenox Hill Hospital | 92% |
| The Brooklyn Hospital Center | 88% |
| NYC Health + Hospitals / Metropolitan | 86% |
| Flushing Hospital Medical Center | 83% |
| Charles B. Wang Community Health Center | 83% |
| NYC Health + Hospitals / Kings County | 83% |
| NYC Health + Hospitals / Bellevue | 81% |
| NYC Health + Hospitals / Elmhurst | 80% |

| LOWER PERFORMING | |
|--|-----|
| Brooklyn Plaza Medical Center Inc. | 21% |
| Union Community Health Center | 26% |
| Church Avenue Health Center | 37% |
| NYC Health + Hospitals / Sydenham | 42% |
| Claremont Family Health Center | 46% |
| NYC Health + Hospitals / Jacobi | 53% |
| NYC Health + Hospitals / Morrisania | 55% |
| Bay Street Health Center | 55% |
| NYC Health + Hospitals / North Central Bronx | 58% |
| NYC Health + Hospitals / Gouverneur | 58% |
| New York Community Hospital | 61% |
| NYC Health + Hospitals / East New York | 62% |
| Beth Israel Hospital | 64% |
| Kingsbrook Jewish Medical Center | 66% |
| Stevenson Family Center | 69% |
| NYC Health + Hospitals / Coney Island | 70% |
| NYU Langone Hospital - Brooklyn | 70% |
| NYC Health + Hospitals / Harlem | 73% |
| NYC Health + Hospitals / Segundo Ruiz Belvis | 75% |
| Brookdale Hospital Medical Center | 75% |
| NYC Health + Hospitals / Vanderbilt | 75% |
| New York City Department of Health | 76% |

WEAR A MASK.

GET TESTED.

SAVE LIVES.

— Percent of Allocated First Doses Administered —

North Country, Weeks 1-4

BEST PERFORMING

| | |
|---------------------------------------|------|
| Carthage Area Hospital | 100% |
| Samaritan Medical Center | 100% |
| Champlain Family Health | 100% |
| Canton Potsdam Hospital | 100% |
| Lewis County General Hospital | 100% |
| Lewis County Public Health Department | 100% |
| St. Lawrence Psychiatric Center | 100% |
| Alice Hyde Medical Center | 100% |

LOWER PERFORMING

| | |
|--|-----|
| Hamilton County Health Dept. | 88% |
| Champlain Valley Physicians Hospital Medical Center | 91% |

WEAR A MASK.

GET TESTED.

SAVE LIVES.

— Percent of Allocated First Doses Administered —

Southern Tier, Weeks 1-4

| BEST PERFORMING | | LOWER PERFORMING | |
|---|------|-----------------------------------|-----|
| UHS Binghamton General Hospital | 100% | A.O. Fox Hospital-Tri-Town Campus | 62% |
| Our Lady of Lourdes Memorial Hospital, Inc. | 100% | Arnot Ogden Medical Center | 95% |
| Schuyler Hospital | 100% | | |
| Guthrie Corning Hospital | 100% | | |
| Tompkins County Health Department | 100% | | |
| UHS Wilson Medical Center | 100% | | |

WEAR A MASK.

GET TESTED.

SAVE LIVES.

— Percent of Allocated First Doses Administered —

Western New York, Weeks 1-4


| BEST PERFORMING | |
|---|------|
| Chautauqua County Health Department | 100% |
| Erie County Dept. of Health | 100% |
| Erie County Medical Center | 100% |
| Mercy Hospital of Buffalo | 100% |
| Kaleida - Buffalo General Medical Center | 100% |
| Brooks-TLC Hospital System Inc. | 100% |
| The Memorial Hospital of William F. and Gertrude F. Jones, Inc. | 100% |
| Niagara Falls Memorial Medical Center | 100% |
| Kenmore Mercy Hospital | 100% |
| Bertrand Chaffee Hospital | 100% |
| UPMC Chautauqua at WCA | 100% |
| Eastern Niagara Hospital | 99% |
| Sisters of Charity Hospital St. Joseph Campus | 98% |
| Roswell Park | 97% |
| Olean General Hospital | 96% |
| DeGraff Medical Park | 93% |

| LOWER PERFORMING | |
|--------------------------|-----|
| Kaleida-Millard Fillmore | 82% |

WEAR A MASK.

GET TESTED.

SAVE LIVES.

The background of the image shows a healthcare worker wearing white gloves, holding a syringe and injecting a vaccine into a person's upper arm. The scene is dimly lit, with a blue tint overlaid on the entire image. The text is centered over this background.

**We will allocate
more doses
to faster facilities.**

WEAR A MASK.

GET TESTED.

SAVE LIVES.



**Because it's about
needles in arms!**

WEAR A MASK.

GET TESTED.

SAVE LIVES.



100%

of Nursing Home facilities in New York State
have had Day 1 vaccination efforts.

611 Skilled Nursing Facilities enrolled in first part of federal LTCF program.

WEAR A MASK.

GET TESTED.

SAVE LIVES.

Thank you to our partners:

Walgreens

♥ CVS
pharmacy®

KinneyDrugs®


PHARMSCRIPT

AP AFFILIATED PHYSICIANS
A LEADER IN CORPORATE HEALTH SOLUTIONS

MHA™
Exceptional Service. Extraordinary People.

WEAR A MASK.

GET TESTED.

SAVE LIVES.

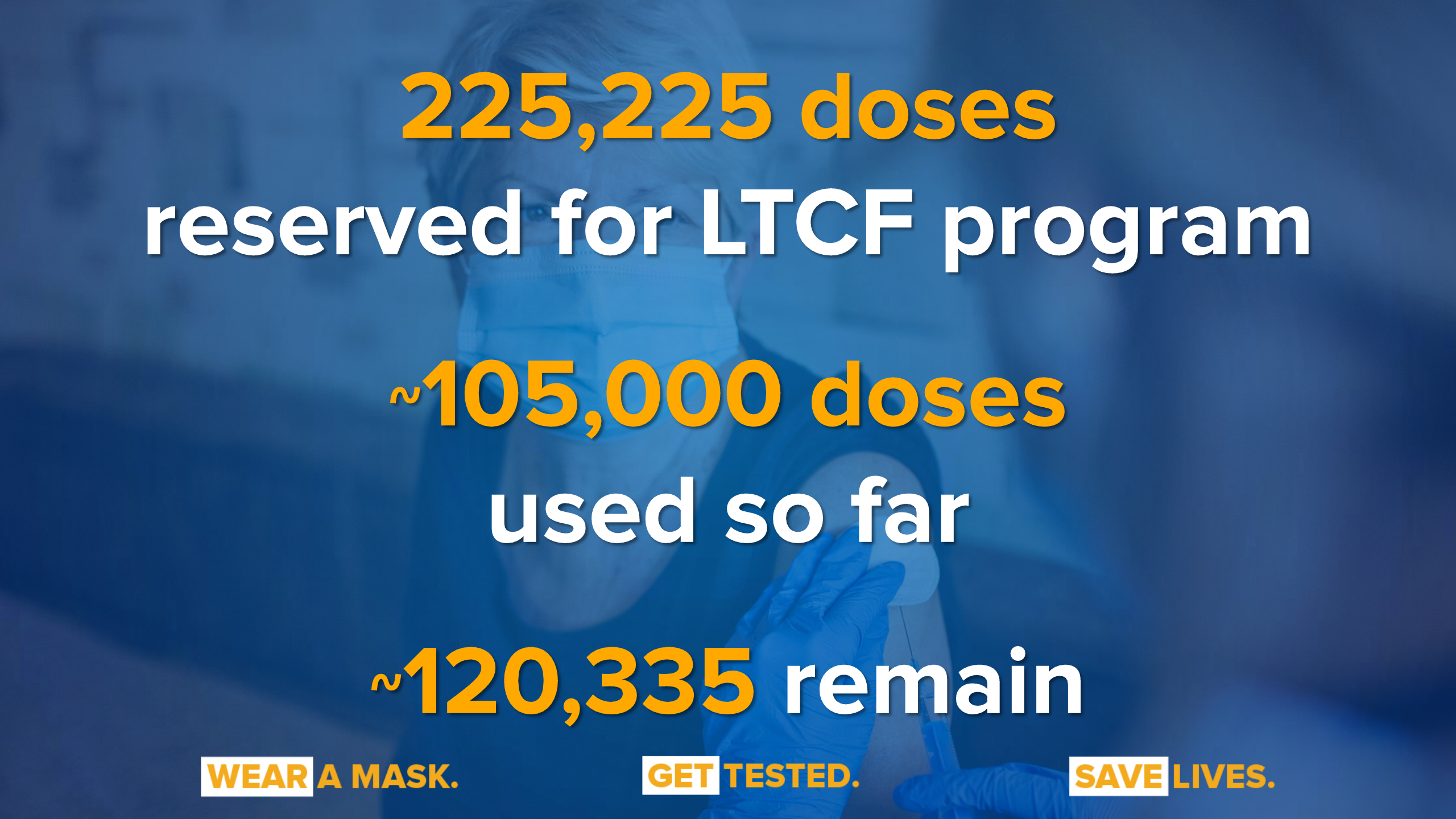
New vaccine LTCF dashboard will be updated daily to track data:

| REGION | RESIDENTS | RESIDENTS VACCINATED | % OF RESIDENTS VACCINATED | RESIDENTS WHO DECLINED | RESIDENTS DECLINATION | STAFF | STAFF VACCINATED | % STAFF VACCINATED | STAFF DECLINATION | % STAFF DECLINE |
|------------------|-----------|-------------------------|---------------------------------|------------------------------|--------------------------|---------|---------------------|-----------------------|----------------------|--------------------|
| Capital Region | 5,211 | 4,160 | 80% | 463 | 9% | 7,985 | 3,453 | 43% | 1,804 | 23% |
| Central New York | 3,496 | 2,701 | 77% | 413 | 12% | 5,710 | 2,759 | 48% | 1,315 | 23% |
| Finger Lakes | 5,901 | 4,483 | 76% | 521 | 9% | 10,688 | 4,436 | 42% | 2,403 | 22% |
| Long Island | 11,842 | 7,809 | 66% | 1,937 | 16% | 18,482 | 6,310 | 34% | 8,470 | 46% |
| Mid-Hudson | 10,289 | 6,957 | 68% | 1,519 | 15% | 16,001 | 6,120 | 38% | 5,513 | 34% |
| Mohawk Valley | 3,555 | 2,359 | 66% | 530 | 15% | 5,401 | 2,005 | 37% | 2,212 | 41% |
| New York City | 34,031 | 20,245 | 59% | 6,993 | 21% | 47,475 | 15,620 | 33% | 15,380 | 32% |
| North Country | 1,852 | 1,460 | 79% | 172 | 9% | 2,974 | 1,404 | 47% | 764 | 26% |
| Southern Tier | 3,523 | 2,640 | 75% | 380 | 11% | 5,803 | 2,094 | 36% | 1,466 | 25% |
| Western New York | 6,790 | 4,787 | 71% | 907 | 13% | 11,087 | 4,557 | 41% | 2,378 | 21% |
| Statewide | 86,490 | 57,601 | 67% | 13,835 | 16% | 131,606 | 48,758 | 37% | 41,705 | 32% |

WEAR A MASK.

GET TESTED.

SAVE LIVES.



225,225 doses
reserved for LTCF program

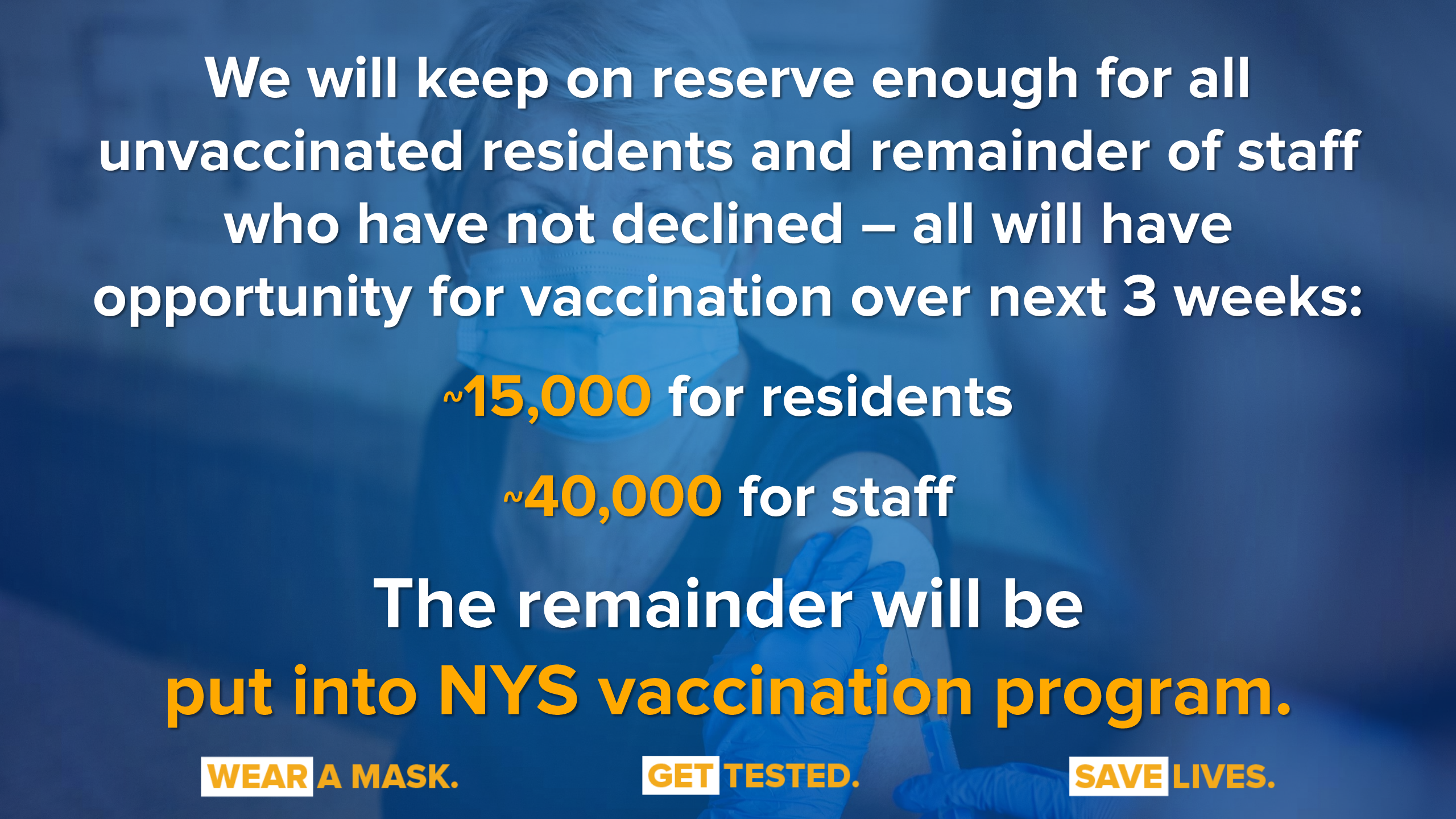
~105,000 doses
used so far

~120,335 remain

WEAR A MASK.

GET TESTED.

SAVE LIVES.



We will keep on reserve enough for all
unvaccinated residents and remainder of staff
who have not declined – all will have
opportunity for vaccination over next 3 weeks:

~15,000 for residents

~40,000 for staff

The remainder will be
put into NYS vaccination program.

WEAR A MASK.

GET TESTED.

SAVE LIVES.



KEY POINT:

If any more doses are required to
ensure every nursing home resident
& staff member needs a vaccine,
we will provide immediately!

WEAR A MASK.

GET TESTED.

SAVE LIVES.

State Mass Vaccination Sites

High Demand – High Output

| County | Totals | Daily Rate |
|---|--------|------------|
| Capital Region- SUNY Albany | 3,174 | 794/day |
| NYC – Javits Center | 5,820 | 1,164/day |
| Mid-Hudson – Westchester Convention Center | 5,383 | 1,076/day |
| Central New York – State Fairgrounds | 3,919 | 783/day |
| Long Island – Jones Beach | 3,511 | 877/day |
| TOTAL | 21,807 | |

WEAR A MASK.

GET TESTED.

SAVE LIVES.

5 State Sites Already Open



Existing Sites

STATE FAIR EXPO CENTER



SUNY ALBANY



WESTCHESTER COUNTY CENTER



JAVITS CENTER



JONES BEACH



WEAR A MASK.

GET TESTED.

SAVE LIVES.

8 Additional State Sites Opening This Week

SUNY POTSDAM

PLATTSBURGH INTL AIRPORT

SUNY POLYTECHNIC INSTITUTE

ROCHESTER DOME ARENA

SUNY BUFFALO

SUNY BINGHAMTON

SUNY STONY BROOK

AQUEDUCT RACETRACK



Existing Sites



Sites Opening
This Week

WEAR A MASK.

GET TESTED.

SAVE LIVES.

State **Special Efforts:**

- ① Social equity in vaccination
- ② Build trust in vaccine for all racial, ethnic groups

WEAR A MASK.

GET TESTED.

SAVE LIVES.

Traditional distribution doesn't reach health care deserts.

Public Housing



Churches



Community
Centers



WEAR A MASK.

GET TESTED.

SAVE LIVES.



We are opening
“pop up” vaccination sites
in healthcare deserts.

WEAR A MASK.

GET TESTED.

SAVE LIVES.



Thank you to our partners:
SOMOS Community Care and Northwell Health

WEAR A MASK.

GET TESTED.

SAVE LIVES.



Hospital Capacity **is still...**

— RED LINE —

— DANGER ZONE —

— Shut Down —

WEAR A MASK.

GET TESTED.

SAVE LIVES.

Unvaccinated Doctors and Nurses



2nd Wave UK/South Africa/Brazil Strain



NIGHTMARE

WEAR A MASK.

GET TESTED.

SAVE LIVES.

Hospital Capacity

**Staff shortage is the issue –
they are getting sick.**

**We need to complete 1a.
healthcare worker vaccinations.**

WEAR A MASK.

GET TESTED.

SAVE LIVES.



Hospital Workers Percent Statewide

62.8%

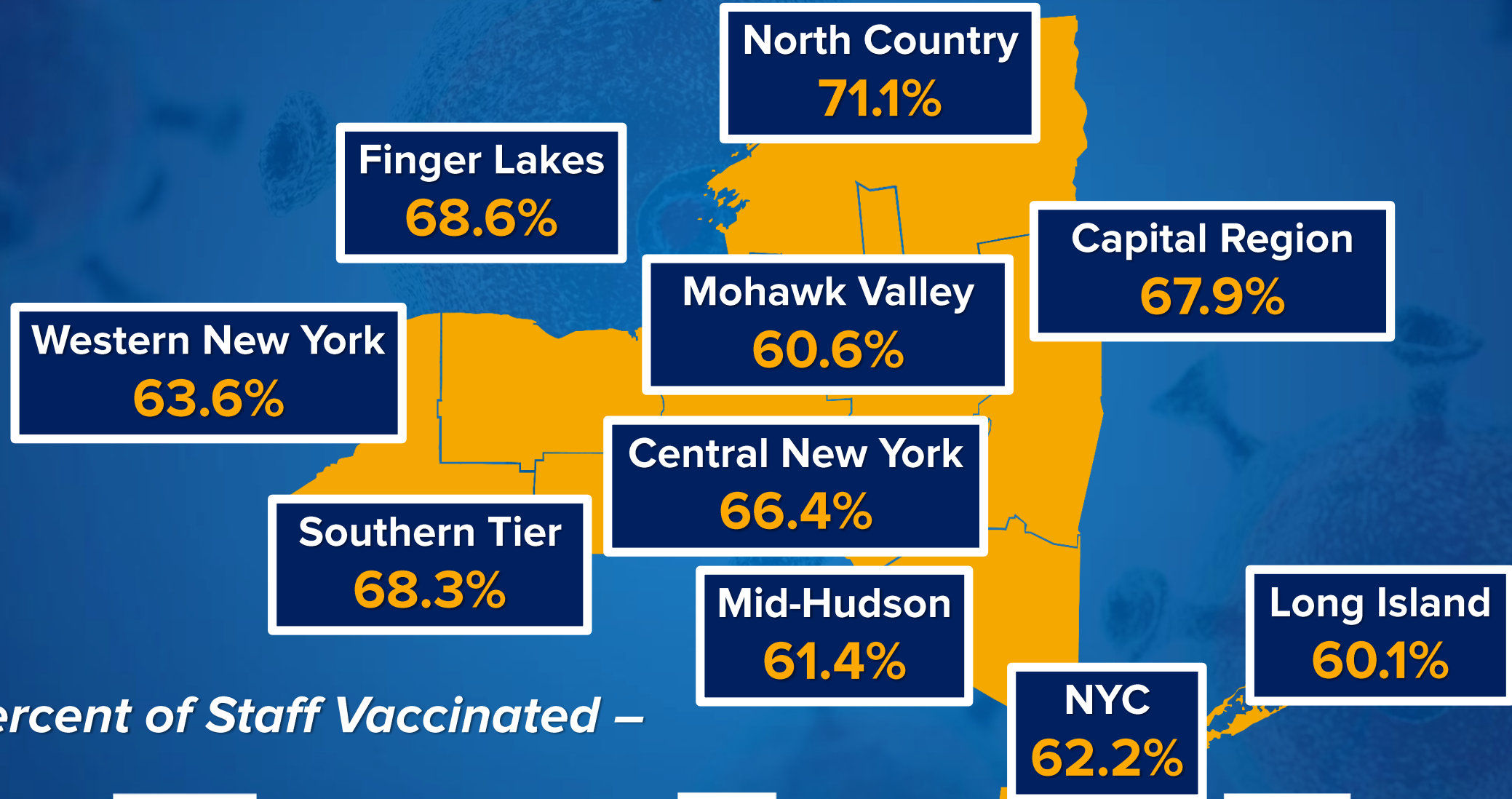
WEAR A MASK.

GET TESTED.

SAVE LIVES.

By Region

— Percent of Hospital Workers is Uneven —



— Percent of Staff Vaccinated —

WEAR A MASK.

GET TESTED.

SAVE LIVES.

— Percent of Hospital Workers Vaccinated —

Highest/Lowest Statewide, as of 1/17

| HIGHEST PERCENTAGE | |
|---|-------|
| Cayuga Medical Center At Ithaca | 95.6% |
| New York Presbyterian Hospital Columbia Presbyterian Center | 93.3% |
| New York-Presbyterian/ Lower Manhattan Hospital | 91.6% |
| Maimonides Medical Center | 89.5% |
| New York-Presbyterian/ Hudson Valley Hospital | 89.2% |
| Good Samaritan Hospital Of Suffern | 87.6% |
| United Health Services Hospitals Inc - Binghamton General Hospital | 86.0% |

| LOWEST PERCENTAGE | |
|--|-------|
| St. Josephs Hospital | 23.5% |
| Kings County Hospital Center | 27.2% |
| Bellevue Hospital Center | 29.8% |
| Harlem Hospital Center | 35.8% |
| Brookdale Hospital Medical Center | 36.2% |
| North Central Bronx Hospital | 36.3% |
| Lincoln Medical And Mental Health Center | 38.8% |

WEAR A MASK.

GET TESTED.

SAVE LIVES.

— Percent of Hospital Workers Vaccinated —

Capital Region, as of 1/17

| HIGHEST PERCENTAGE | |
|--------------------------------|-------|
| Glens Falls Hospital | 85.5% |
| Albany Medical Center Hospital | 81.1% |
| Columbia Memorial Hospital | 73.4% |
| Saratoga Hospital | 69.3% |

| LOWEST PERCENTAGE | |
|--------------------|-------|
| Samaritan Hospital | 45.9% |
| Ellis Hospital | 64.6% |
| St Peters Hospital | 65.4% |

WEAR A MASK.

GET TESTED.

SAVE LIVES.

— Percent of Hospital Workers Vaccinated —

Central New York, as of 1/17

| HIGHEST PERCENTAGE | |
|------------------------------------|-------|
| Crouse Hospital | 76.0% |
| Community Memorial Hospital Inc | 71.6% |
| Oneida Health Hospital | 68.2% |
| Upstate University Hospital (SUNY) | 66.8% |
| St Josephs Hospital Health Center | 65.0% |

| LOWEST PERCENTAGE | |
|---------------------------------|-------|
| Auburn Memorial Hospital | 54.5% |
| Guthrie Cortland Medical Center | 54.9% |
| Oswego Hospital | 63.6% |

WEAR A MASK.

GET TESTED.

SAVE LIVES.

— Percent of Hospital Workers Vaccinated —

Finger Lakes, as of 1/17

| HIGHEST PERCENTAGE | |
|--|-------|
| Geneva General Hospital | 76.0% |
| Nicholas H Noyes Memorial Hospital | 73.9% |
| Strong Memorial Hospital | 73.3% |
| F F Thompson Hospital | 68.7% |
| Newark-Wayne Community Hospital | 67.5% |
| The Unity Hospital Of Rochester - St Marys Campus | 67.3% |
| Soldiers And Sailors Memorial Hospital Of Yates County Inc | 65.9% |
| Highland Hospital | 64.3% |

| LOWEST PERCENTAGE | |
|-------------------------------------|-------|
| United Memorial Medical Center | 54.8% |
| Medina Memorial Hospital | 57.8% |
| The Unity Hospital Of Rochester | 59.2% |
| Wyoming County Community Hospital | 61.9% |
| Rochester General Hospital | 62.7% |
| Clifton Springs Hospital And Clinic | 63.1% |

WEAR A MASK.

GET TESTED.

SAVE LIVES.

— Percent of Hospital Workers Vaccinated —

Long Island, as of 1/17

| HIGHEST PERCENTAGE | |
|--|-------|
| University Hospital - Stony Brook Southampton Hospital | 81.8% |
| Good Samaritan Hospital Medical Center | 81.5% |
| Mount Sinai South Nassau | 71.5% |
| University Hospital - Stony Brook Eastern Long Island Hospital | 70.0% |
| St Joseph Hospital | 63.1% |
| Northwell North Shore University Hospital | 62.2% |
| NYU Winthrop Hospital | 59.4% |
| Huntington Hospital | 59.3% |
| Plainview Hospital | 57.8% |
| Nassau University Medical Center | 56.6% |

| LOWEST PERCENTAGE | |
|--------------------------------------|-------|
| St Catherine Of Siena Medical Center | 43.3% |
| St Charles Hospital | 43.6% |
| St Francis Hospital - Roslyn | 45.7% |
| Glen Cove Hospital | 46.2% |
| Syosset Hospital | 46.5% |
| Mercy Medical Center | 47.2% |
| Long Island Community Hospital | 53.4% |

WEAR A MASK.

GET TESTED.

SAVE LIVES.

— Percent of Hospital Workers Vaccinated —

Mid-Hudson, as of 1/17

| HIGHEST PERCENTAGE | |
|--|-------|
| New York-Presbyterian/Hudson Valley Hospital | 89.2% |
| Good Samaritan Hospital Of Suffern | 87.6% |
| SJRH - Dobbs Ferry Pavilion | 79.3% |
| St Anthony Community Hospital | 74.4% |
| Orange Regional Medical Center | 74.1% |
| New York-Presbyterian Lawrence Hospital | 72.0% |
| Mid-Hudson Valley Division Of Westchester Medical Center | 72.0% |
| Bon Secours Community Hospital | 70.6% |
| Catskill Regional Medical Center | 67.1% |
| Winifred Masterson Burke Rehabilitation Hospital | 64.0% |

| LOWEST PERCENTAGE | |
|---|-------|
| Putnam Hospital Center | 43.6% |
| Montefiore New Rochelle Hospital | 46.8% |
| Vassar Brothers Medical Center | 47.2% |
| St Luke's Cornwall Hospital Newburgh | 50.9% |
| Ellenville Regional Hospital | 50.9% |
| Phelps Hospital | 52.6% |
| St Josephs Medical Center | 53.4% |
| Montefiore Mount Vernon Hospital | 54.5% |
| Healthalliance Hospital Broadway Campus | 54.7% |

WEAR A MASK.

GET TESTED.

SAVE LIVES.

— Percent of Hospital Workers Vaccinated —

Mohawk Valley, as of 1/17

| HIGHEST PERCENTAGE | |
|-------------------------------|-------|
| Little Falls Hospital | 69.1% |
| Mary Imogene Bassett Hospital | 67.6% |
| Cobleskill Regional Hospital | 65.2% |
| St Marys Healthcare | 62.2% |
| Nathan Littauer Hospital | 61.6% |

| LOWEST PERCENTAGE | |
|-----------------------------|-------|
| A.O. Fox Memorial Hospital | 40.0% |
| Rome Memorial Hospital Inc | 53.5% |
| Faxton-St Luke's Healthcare | 57.1% |
| St Elizabeth Medical Center | 59.7% |

WEAR A MASK.

GET TESTED.

SAVE LIVES.

— Percent of Hospital Workers Vaccinated —

New York City, as of 1/17

| HIGHEST PERCENTAGE | |
|---|-------|
| New York Presbyterian Hospital Columbia Presbyterian Center | 93.3% |
| New York-Presbyterian/Lower Manhattan Hospital | 91.6% |
| Maimonides Medical Center | 89.5% |
| Montefiore Medical Center - Henry And Lucy Moses Div | 82.1% |
| Montefiore Medical Center - Wakefield Hospital | 82.1% |
| Montefiore Med Center - Jack D Weiler Hospital of Albert Einstein College | 82.1% |
| Montefiore Medical Center - Montefiore Westchester Square | 82.1% |
| New York-Presbyterian/Queens | 80.4% |
| New York Presbyterian Hospital New York Weill Cornell Center | 79.8% |
| Mount Sinai Hospital | 78.3% |

| LOWEST PERCENTAGE | |
|--|-------|
| Kings County Hospital Center | 27.2% |
| Bellevue Hospital Center | 29.8% |
| Harlem Hospital Center | 35.8% |
| Brookdale Hospital Medical Center | 36.2% |
| North Central Bronx Hospital | 36.3% |
| Lincoln Medical And Mental Health Center | 38.8% |
| Brooklyn Hospital Center - Downtown Campus | 39.7% |

WEAR A MASK.

GET TESTED.

SAVE LIVES.

— Percent of Hospital Workers Vaccinated —

North Country, as of 1/17

| HIGHEST PERCENTAGE | |
|---|-------|
| Champlain Valley Physicians Hospital | 79.5% |
| Adirondack Medical Center - Saranac Lake Site | 78.5% |
| Elizabethtown Community Hospital | 76.2% |
| Claxton Hepburn Hospital | 73.5% |
| Clifton-Fine Hospital | 73.2% |
| Canton-Potsdam Hospital | 71.9% |
| Alice Hyde Medical Center | 71.1% |

| LOWEST PERCENTAGE | |
|-------------------------------|-------|
| Lewis County General Hospital | 55.0% |
| Carthage Area Hospital Inc | 57.8% |
| River Hospital, Inc. | 62.5% |
| Samaritan Medical Center | 64.3% |
| Gouverneur Hospital | 65.7% |
| Massena Hospital | 67.3% |

WEAR A MASK.

GET TESTED.

SAVE LIVES.

— Percent of Hospital Workers Vaccinated —

Southern Tier, as of 1/17

| HIGHEST PERCENTAGE | | LOWEST PERCENTAGE | |
|---------------------------------|-------|---|-------|
| Cayuga Medical Center At Ithaca | 95.6% | St. Josephs Hospital | 23.5% |
| Binghamton General Hospital | 86.0% | Ira Davenport Memorial Hospital Inc | 47.4% |
| Schuyler Hospital | 77.1% | Margaretville Hospital | 48.2% |
| Corning Hospital | 75.2% | Our Lady Of Lourdes Memorial Hospital Inc | 51.6% |
| Wilson Medical Center | 68.1% | Chenango Memorial Hospital Inc | 63.2% |
| Oconnor Hospital | 66.7% | Delaware Valley Hospital Inc | 63.9% |
| Arnot Ogden Medical Center | 66.2% | St. James Hospital | 65.5% |

WEAR A MASK.

GET TESTED.

SAVE LIVES.

— Percent of Hospital Workers Vaccinated —

Western New York, as of 1/17

| HIGHEST PERCENTAGE | |
|--|-------|
| Millard Fillmore Suburban Hospital | 84.3% |
| Westfield Memorial Hospital Inc | 81.2% |
| Cuba Memorial Hospital Inc | 72.4% |
| Brooks-Tlc Hospital System, Inc. (Dunkirk) | 72.1% |
| Bertrand Chaffee Hospital | 71.2% |
| Erie County Medical Center | 70.9% |
| Memorial Hosp Of Wm F And Gertrude F Jones Aka Jones Memorial Hosp | 69.0% |
| Upmc Chautauqua At Wca | 68.7% |
| Kenmore Mercy Hospital | 65.8% |
| Buffalo General Medical Center | 61.6% |

| LOWEST PERCENTAGE | |
|--|-------|
| Degraff Memorial Hospital | 41.4% |
| Sisters Of Charity Hospital | 51.8% |
| Mercy Hospital | 52.9% |
| Niagara Falls Memorial Medical Center | 54.1% |
| Mercy Hospital-Orchard Park Division | 56.3% |
| Olean General Hospital | 57.0% |
| Eastern Niagara Hospital - Lockport | 57.5% |
| Sisters Of Charity Hospital - St Joseph Campus | 58.2% |
| John R. Oishei Childrens Hospital | 60.6% |
| Mount St Marys Hospital And Health Center | 60.9% |

WEAR A MASK.

GET TESTED.

SAVE LIVES.

Concern is:

**low-vaccinated hospital staff
will be the first hospitals to have
capacity problems in a surge situation.**

WEAR A MASK.

GET TESTED.

SAVE LIVES.

**Again,
facilities with
slower vaccination rates
will get less new allocation.**

WEAR A MASK.

GET TESTED.

SAVE LIVES.



Another problem is, federal government
increased eligibility for vaccine

BUT

never delivered additional dosages.

WEAR A MASK.


GET TESTED.

SAVE LIVES.

REMINDER:

Supply


**FEDERAL
GOVERNMENT**



WEAR A MASK.

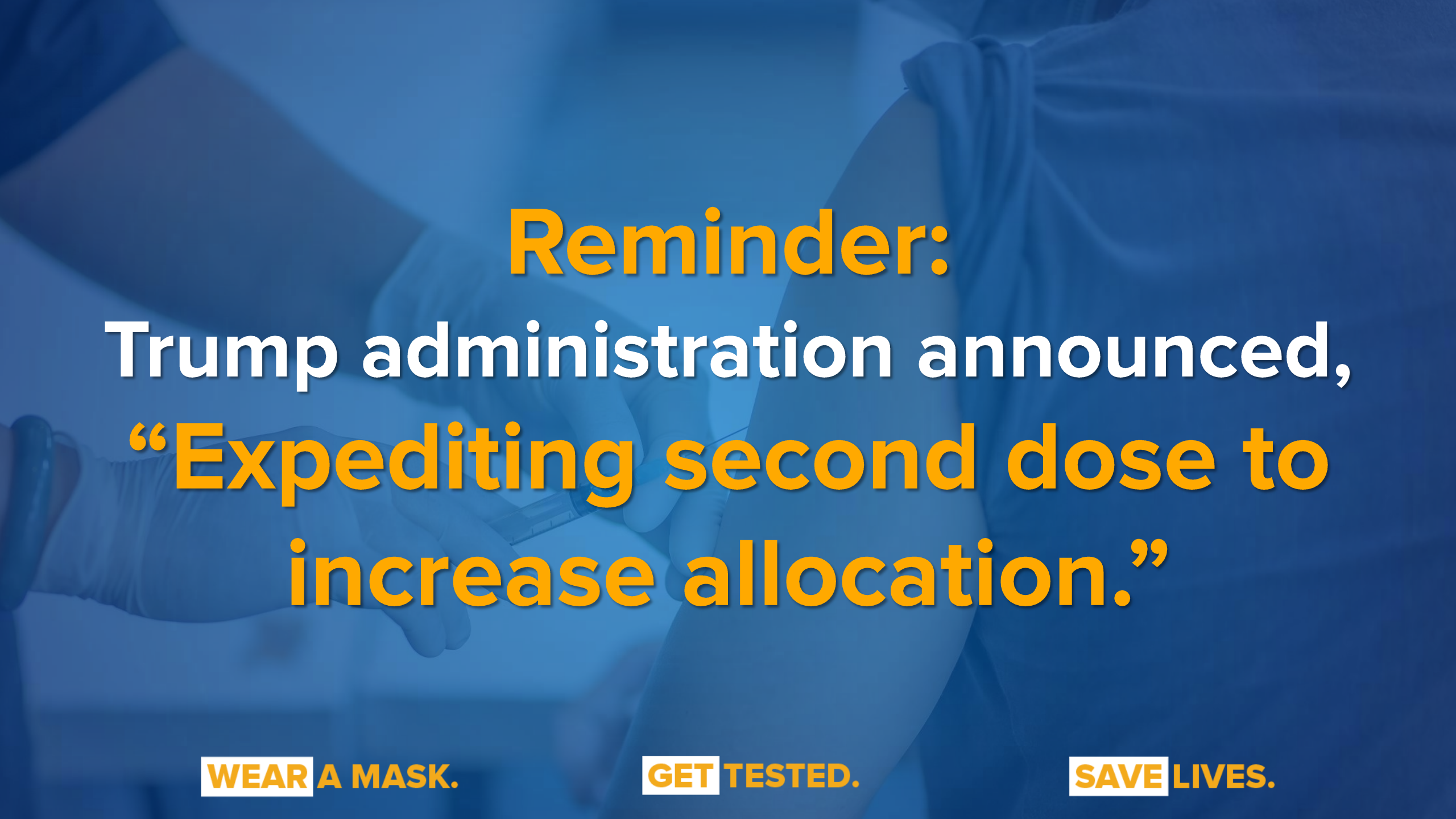
Distribution

**NURSING HOMES
STATE GOVERNMENT /
FEDERAL GOVERNMENT**



GET TESTED.

SAVE LIVES.




Reminder:
Trump administration announced,
“Expediting second dose to
increase allocation.”

WEAR A MASK.

GET TESTED.

SAVE LIVES.

A portrait of HHS Secretary Alex Azar, a man with a grey beard and glasses, wearing a dark suit and a blue patterned tie. He is looking slightly to the left. The background is blurred, showing what appears to be a blue wall or curtain.

The federal
government would
increase the supply of
vaccines by shipping
“all of the doses that
had been held in
physical reserve.”

HHS Secretary Alex Azar
January 12, 2021

WEAR A MASK.

GET TESTED.

SAVE LIVES.



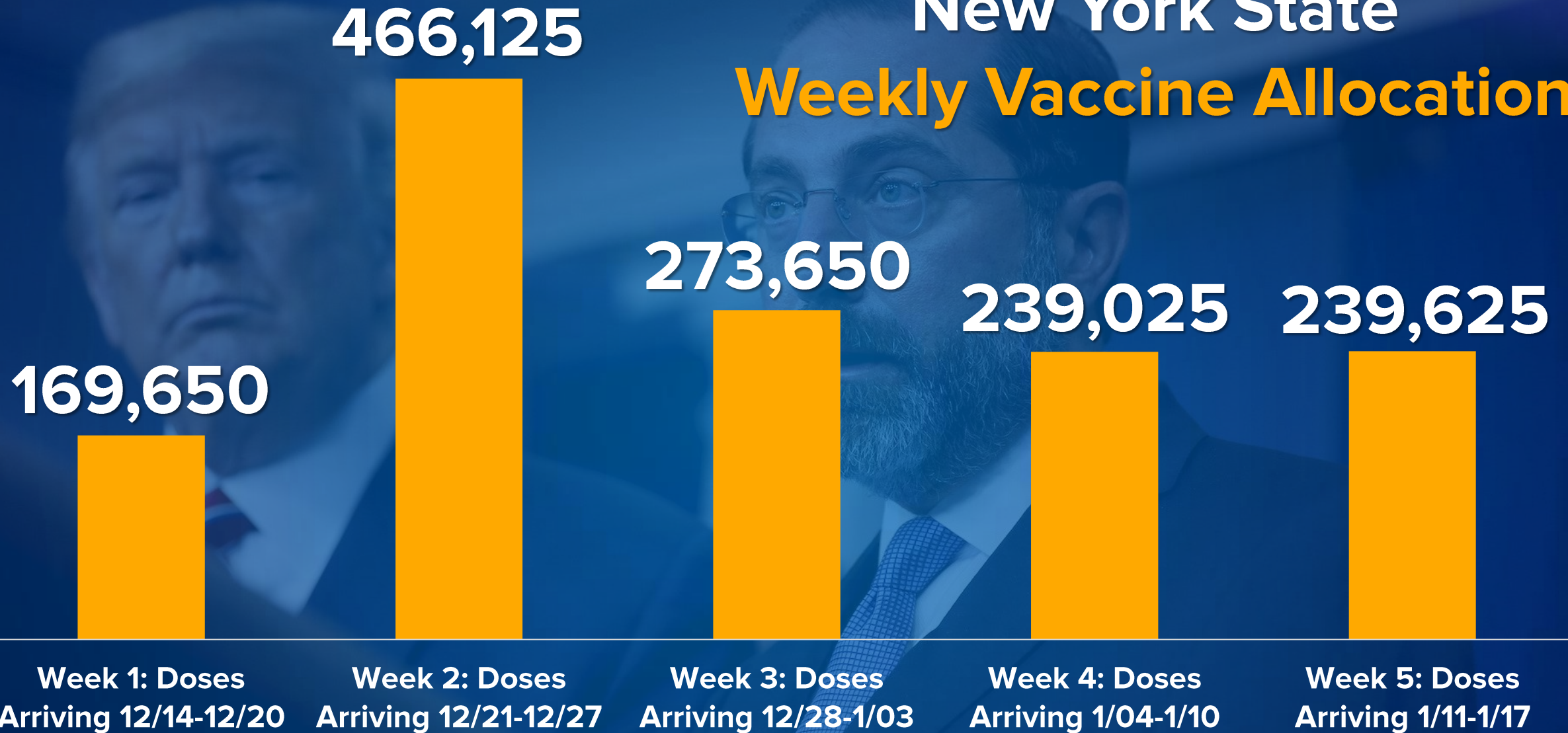
That was **not** true!

WEAR A MASK.

GET TESTED.

SAVE LIVES.

New York State Weekly Vaccine Allocation



– First Doses, LTCF-inclusive –

WEAR A MASK.

GET TESTED.

SAVE LIVES.



Weeks 1-3:

Average 303,141 doses/week

Weeks 4-5:

Average 239,325 doses/week

Week 6:

250,400 doses

WEAR A MASK.

GET TESTED.

SAVE LIVES.



7.1 million vaccines
at only
~300,000 vaccines per week
=
6 MONTHS

WEAR A MASK.

GET TESTED.

SAVE LIVES.



7.1 million vaccines
at only
~250,000 vaccines per week
=
7+ MONTHS

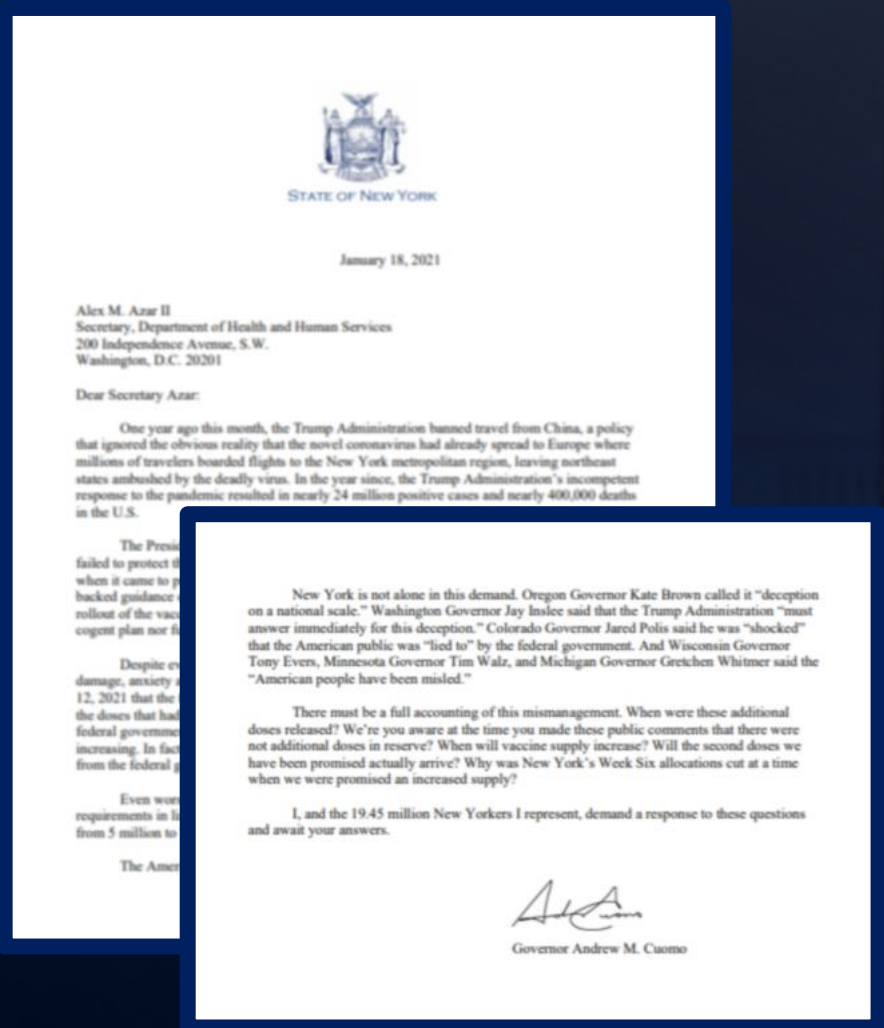
WEAR A MASK.

GET TESTED.

SAVE LIVES.

I sent HHS Secretary Azar a letter today:

- ✓ Negligent in handling COVID in the spring
- ✓ Negligent and incompetent in the handling of the vaccine
- ✓ Increased the damage and anxiety by lying about increasing supply



WEAR A MASK.

GET TESTED.

SAVE LIVES.



**Federal government
must increase supply
to the states**

NOW.

WEAR A MASK.

GET TESTED.

SAVE LIVES.



In the meantime,
we are trying everything
to increase supply.

WEAR A MASK.

GET TESTED.

SAVE LIVES.



**Pfizer vaccine was not developed as a part
of Operation Warp Speed.**

So...

**Pfizer vaccine is not bound
by Operation Warp Speed.**

WEAR A MASK.

GET TESTED.

SAVE LIVES.



STATE OF NEW YORK

January 18, 2021

Albert Bourla, DVM, Ph.D.
Chairman and Chief Executive Officer, Pfizer
235 East 42nd Street
New York, NY 10017

Dear Dr. Bourla:

On behalf of all New Yorkers, I want to thank you and the teams at Pfizer and BioNTech for your hard work to develop a safe, effective vaccine for COVID-19. The last ten months have been exceptionally difficult and hope for a better future. Finally, we are winning the war against this virus. We are increasing the number of calls on the Trump Administration relief was on the way. In fact, New York will

Because you are not by Speed, I am requesting you. The distribution of guidance the State has the outgoing federal aid of New Yorkers as soon

You no doubt understand the Centers for Disease Control prioritized for the vaccine administration essential confusion, frustration,



To increase our supply,
I sent a letter today
asking Dr. Albert
Bourla, Chairman and
CEO of Pfizer, if
**New York State can
purchase vaccines
from Pfizer directly.**

WEAR A MASK.

GET TESTED.

SAVE LIVES.

The background of the image is a photograph of the New York State Capitol building. The building is a large, white, classical-style structure with a prominent dome. In front of the building, there are several American flags hanging from poles. In the foreground, there are many rows of black folding chairs, suggesting a large gathering or event. The entire image has a blue tint.

Wednesday is Inauguration Day.

**I will remain
in the New York State Capitol.**

WEAR A MASK.

GET TESTED.

SAVE LIVES.

Last point

WEAR A MASK.

GET TESTED.

SAVE LIVES.



HUGE WIN SATURDAY

WEAR A MASK.

GET TESTED.

SAVE LIVES.

A background image of Buffalo Bills players on a football field. One player in the center is holding a football, while others are in various stances. The image is darkened to make the text stand out.

And...

7,852 tests pre-game

1.4% positive

INCREDIBLE!

WEAR A MASK.

GET TESTED.

SAVE LIVES.

A background image of Buffalo Bills players in blue jerseys and white pants on a football field. One player in the center is holding a football. The image is slightly blurred and has a dark overlay.

But favorite part came **post-game:**

©CBS | NFL

Buffalo Bills fans donate to Lamar Jackson's favorite charity after Ravens' quarterback's in-game concussion

By Patrik Walker

January 17, 2020

*Talk about New York **Loving...***

WEAR A MASK.

GET TESTED.

SAVE LIVES.

A background image of the Statue of Liberty on Liberty Island, with the New York City skyline visible in the distance across the water. The image has a blue tint.

NEW YORK TOUGH
SMART
UNITED
DISCIPLINED
LOVING

WEAR A MASK.

GET TESTED.

SAVE LIVES.



